

ਮਹਾਰਾਜਾ ਰਣਜੀਤ ਸਿੰਘ
ਪੰਜਾਬ ਟੈਕਨੀਕਲ ਯੂਨੀਵਰਸਿਟੀ
ਬਾਦਲ ਰੋਡ, ਬਠਿੰਡਾ-151001, ਪੰਜਾਬ (ਭਾਰਤ)



MAHARAJA RANJIT SINGH
PUNJAB TECHNICAL UNIVERSITY
BADAL ROAD, BATHINDA-151001, PUNJAB (INDIA)

ਪ੍ਰੋ. ਕਰਨਵੀਰ ਸਿੰਘ
ਕੰਟਰੋਲਰ (ਪ੍ਰੀਖਿਆਵਾਂ)

(Established by Govt. of Punjab vide Punjab Act No. 5 of 2015 under section 2(f) of UGC Act)

Prof. Karanvir Singh
Controller (Examinations)

Ref. No : **MRSPTU/ CoE/2039**

Date: **20/01/2022**

NOTICE

Sub: - Schedule and Instructions for filling examination forms for Dec-2021 (For 2021 admitted regular students only)
1st Semester & 3rd Semester (LEET)

Examination Forms for 2021 admitted regular students for Dec 2021 exams will be filled online for 1st & 3rd semester (Regular LEET) on www.mrsstueexam.com. The detailed schedule is as follows:

S. No.	Description (fees @ Rs. 1000/- per sem.)	Dates		Fee Deposition
		From	To	
1.	Filling & locking of examination forms without late fees	27/01/2022	01/02/2022	Fee shall be deposited directly by the students online
2.	Filling & locking of examination forms with late fees of Rs. 2000/- per form	02/02/2022	04/02/2022	
3.	Filling & locking of examination forms with late fees of Rs. 5000/- per form	05/02/2022 onwards		

INSTRUCTION FOR COLLEGES

- ❖ Roll numbers of newly admitted students will be shown on or before 22/01/2022 in HOD / College IDs.
- ❖ Selection of groups and elective subjects (if any) by HODs must be done before 26/01/2022 otherwise students cannot fill the examination form or may fill wrong subjects (**Procedure attached**).
- ❖ Admit cards shall be generated by the college through software as soon as the student fills the form.

INSTRUCTION FOR FILLING OF FORMS

1. The photograph should be uploaded and the profile updated before filling the form.
2. The details on the profile should be checked and filled carefully as the same shall be shown in the DMC's / Degree.
3. The student must have a Gmail ID which shall be filled in the profile. Gmail ID is required for conduct of online examinations for Dec-2021.
4. The form filling is only for regular students admitted in 2021.
5. The examination form (Regular) of student will be filled directly by the student in his ID. The payment can be done in any mode but preferably it should be done with net banking / debit card / credit card (**Procedure attached along**).
6. If the payment is a success then the form shall got locked and student can take a print out.

MAHARAJA RANJIT SINGH PUNJAB TECHNICAL UNIVERSITY

BATHINDA - 151001, PUNJAB (INDIA)

Ph. No.: +91-87250-72333, **Fax:** +91-164-2280164, **Website:** www.mrsstu.ac.in, **E-mail id:** supportexam@mrsptu.ac.in

ਮਹਾਰਾਜਾ ਰਣਜੀਤ ਸਿੰਘ
ਪੰਜਾਬ ਟੈਕਨੀਕਲ ਯੂਨੀਵਰਸਿਟੀ
ਬਾਦਲ ਰੋਡ, ਬਠਿੰਡਾ-151001, ਪੰਜਾਬ (ਭਾਰਤ)



MAHARAJA RANJIT SINGH
PUNJAB TECHNICAL UNIVERSITY
BADAL ROAD, BATHINDA-151001, PUNJAB (INDIA)

ਪ੍ਰੋ. ਕਰਨਵੀਰ ਸਿੰਘ
ਕੰਟਰੋਲਰ (ਪ੍ਰੀਖਿਆਵਾਂ)

(Established by Govt. of Punjab vide Punjab Act No. 5 of 2015 under section 2(f) of UGC Act)

Prof. Karanvir Singh
Controller (Examinations)

7. If the payment is deducted from the student and the form does not get locked the student shall wait for 24 hours. He shall login again and click on tab **Examination → Payment history → Verify the fees** to lock the form.
8. If the student has filled and locked the form but he/she wants to modify the same, then the following procedure is to be adopted.

For Regular forms

- Upto 04/02/2022 the student can unlock the form from his ID and make the necessary correction and again lock the form. Correction fees of Rs. 700/- shall be charged every time the form is unlocked.
 - After 04/02/2022, the student shall mail his request to **supportexam@mrsptu.ac.in** and the required correction shall be done after completing the required documentation online as shall be directed on the mail.
9. Roll Nos. can be downloaded in the student ID after the same has been generated by the HOD.
 10. Student will retain the copy of examination form and admit card and deposit (one copy) with his/her institute.
 11. Students are advised to fill the forms in time so that they do not face any problems at the last moment later on.
 12. In case of any clarification / problem, please contact to Mobile No. **7889146422** and email at **supportexam@mrsptu.ac.in**.

Controller of Examination
MRSSTU, Bathinda

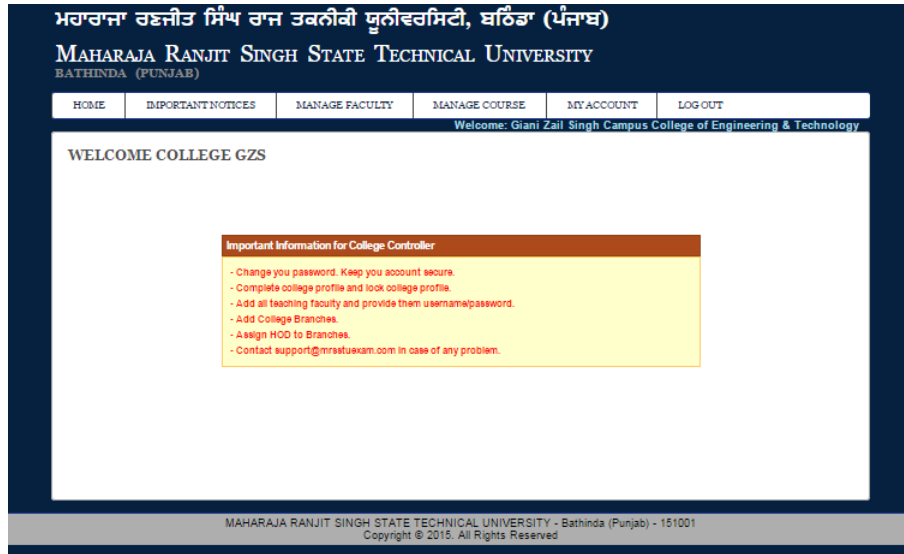
C.C: -
Prof. In-charge (P & A)
MRSPTU, Bathinda

MAHARAJA RANJIT SINGH PUNJAB TECHNICAL UNIVERSITY
BATHINDA - 151001, PUNJAB (INDIA)

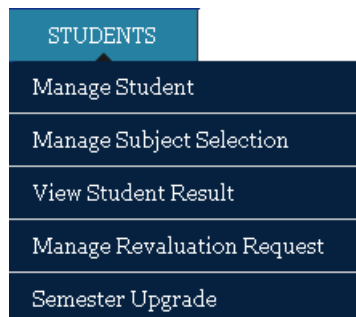
Ph. No.: +91-87250-72333, Fax: +91-164-2280164, Website: www.mrsstu.ac.in, E-mail id: supportexam@mrsptu.ac.in

Steps for Upgradation & Subject Selection by HOD.

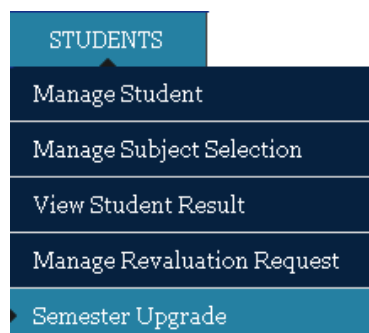
1. Open website www.mrsstuexam.com and login as HOD



2. On the header menu, move your mouse pointer to Student.



3. Click on Semester Upgrade.



4. To Upgrade Semester of Students, Select Branch and Click the Button “Search”

MANAGE SEMESTER UPGRADE

Select College: 120-Baba Farid College of E -
 Select Branch: 1113-Electronics & Commur
 Search

SECTION - A : List of Students for Upgradation

Roll Number	Student Name	Current Semester	Upgrade Semester	Action
#####	#####	1st	2nd	Upgrade
#####	#####	1st	2nd	Upgrade
#####	#####	1st	2nd	Upgrade
#####	#####	1st	2nd	Upgrade
#####	#####	1st	2nd	Upgrade
#####	#####	1st	2nd	Upgrade
#####	#####	1st	2nd	Upgrade
#####	#####	1st	2nd	Upgrade
#####	#####	1st	2nd	Upgrade
#####	#####	1st	2nd	Upgrade
#####	#####	1st	2nd	Upgrade
#####	#####	1st	2nd	Upgrade

Upgrade Selected

SECTION - B : Pending Upgradation List

No Pending Upgradation Record

5. You will be able to see two sections on this page, SECTION-A and SECTION-B. SECTION-A contains the list of students who appeared for regular exam in Last Exam Session. Select Eligible student from SECTION-A and click on the button “Upgrade Selected”.

MANAGE SEMESTER UPGRADE

Select College: 120-Baba Farid College of E -
 Select Branch: 1113-Electronics & Commur
 Search

SECTION - A : List of Students for Upgradation

Roll Number	Student Name	Current Semester	Upgrade Semester	Action
#####	#####	1st	2nd	Upgrade
#####	#####	1st	2nd	Upgrade
#####	#####	1st	2nd	Upgrade
#####	#####	1st	2nd	Upgrade
#####	#####	1st	2nd	Upgrade
#####	#####	1st	2nd	Upgrade
#####	#####	1st	2nd	Upgrade
#####	#####	1st	2nd	Upgrade
#####	#####	1st	2nd	Upgrade
#####	#####	1st	2nd	Upgrade
#####	#####	1st	2nd	Upgrade
#####	#####	1st	2nd	Upgrade

Upgrade Selected

SECTION - B : Pending Upgradation List

No Pending Upgradation Record

6. Selected Student will be upgraded and will be listed in SECTION-B, contains the records which are not confirmed/locked. Select Eligible student from SECTION-B and click on the button “Confirm Selected”.

MANAGE SEMESTER UPGRADE

Selected Record(s) have been Upgraded.

Select College: 120-Baba Farid College of E
 Select Branch: 1113-Electronics & Commur

SECTION - A : List of Students for Upgradation

Roll Number	Student Name	Current Semester	Upgrade Semester	Action
15111849	Gurveer Kaur	1st	2nd	Upgrade
15111850	Harpreet SINGH	1st	2nd	Upgrade

Upgrade Selected

SECTION - B : Pending Upgradation List

Roll Number	Student Name	Current Semester	Upgrade Semester	Action
#####	#####	1st	2nd	Lock Remove
#####	#####	1st	2nd	Lock Remove
#####	#####	1st	2nd	Lock Remove
#####	#####	1st	2nd	Lock Remove
#####	#####	1st	2nd	Lock Remove
#####	#####	1st	2nd	Lock Remove
#####	#####	1st	2nd	Lock Remove
#####	#####	1st	2nd	Lock Remove
#####	#####	1st	2nd	Lock Remove
#####	#####	1st	2nd	Lock Remove
#####	#####	1st	2nd	Lock Remove
#####	#####	1st	2nd	Lock Remove
#####	#####	1st	2nd	Lock Remove
#####	#####	1st	2nd	Lock Remove
#####	#####	1st	2nd	Lock Remove

Confirm Selected Remove Selected

NOTE: You are requested to cross check eligibility of each student before confirming. Once confirmed, you will not be able to downgrade semester.

7. In case you found that you have a student in SECTION-B, who is not eligible and selected by mistake, you have option to remove/downgrade it.

MANAGE SEMESTER UPGRADE

Selected Record(s) have been Upgraded.

Select College: 120-Baba Farid College of E
 Select Branch: 1113-Electronics & Commur

SECTION - A : List of Students for Upgradation

Roll Number	Student Name	Current Semester	Upgrade Semester	Action
15111849	Gurveer Kaur	1st	2nd	Upgrade
15111850	Harpreet SINGH	1st	2nd	Upgrade

Upgrade Selected

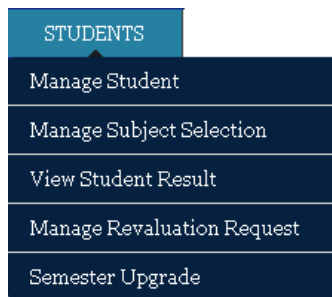
SECTION - B : Pending Upgradation List

Roll Number	Student Name	Current Semester	Upgrade Semester	Action
#####	#####	1st	2nd	Lock Remove
#####	#####	1st	2nd	Lock Remove
#####	#####	1st	2nd	Lock Remove
#####	#####	1st	2nd	Lock Remove
#####	#####	1st	2nd	Lock Remove
#####	#####	1st	2nd	Lock Remove
#####	#####	1st	2nd	Lock Remove
#####	#####	1st	2nd	Lock Remove
#####	#####	1st	2nd	Lock Remove
#####	#####	1st	2nd	Lock Remove
#####	#####	1st	2nd	Lock Remove
#####	#####	1st	2nd	Lock Remove
#####	#####	1st	2nd	Lock Remove
#####	#####	1st	2nd	Lock Remove
#####	#####	1st	2nd	Lock Remove

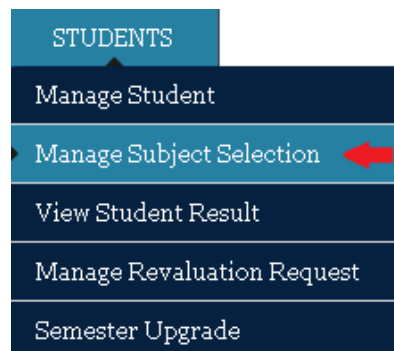
Confirm Selected Remove Selected

Subject Selection

1. Login on HOD id, On the header menu, move your mouse pointer to Student.



2. Click on Manage Subject Selection.



3. To Select Subjects for Students, Select Exam Session, Branch, Batch, Semester. It will display list of subjects and students according to the selected Branch and batch and semester.

SELECT ELECTIVE SUBJECT OR SEMESTER GROUP

*Select Exam Session	MAY2016
*Select Branch	1123-Mechanical Engineerir
*Select Batch	2015
*Select Semester	2nd
*Select Group	Physics Group

Section A - SUBJECTS

	Subject Code	Paper Id	Subject Title / Remarks	T/P
<input checked="" type="checkbox"/>	BTAM102	A1111	Engineering Mathematics-II	Theory
<input checked="" type="checkbox"/>	BTCH101	A1106	Engineering Chemistry (chemistry group)	Theory
<input checked="" type="checkbox"/>	BTCS101	A1108	Fundamentals of Computer Programming and IT (chemistry group)	Theory
<input checked="" type="checkbox"/>	BTME101	A1107	Elements of Mechanical Engineering (chemistry group)	Theory
<input checked="" type="checkbox"/>	BTME102	A1110	Engineering Drawing (chemistry group)	Theory
<input checked="" type="checkbox"/>	EVSC101	A1109	Environmental Science (chemistry group)	Theory
<input checked="" type="checkbox"/>	BTCH102		Engineering Chemistry Laboratory (chemistry group)	Practical
<input checked="" type="checkbox"/>	BTCS102		Fundamentals of Computer Programming and IT Laboratory (chemistry group)	Practical
<input checked="" type="checkbox"/>	BTME103		Engineering Computer Graphics Laboratory (chemistry group)	Practical
<input checked="" type="checkbox"/>	GF-2		General Fitness	Practical

Section B - STUDENTS

	Roll Number	Student Name	Father Name	Mother Name
<input type="checkbox"/>	1511221	AC SI HASI	R. VIT M O	SF .KI R
<input type="checkbox"/>	1511221	AM 'L RAM	FI DEE M	CF DA AT EVI
<input type="checkbox"/>	1511221	AF ID MAF	AI N S INI	UF :LA EVI
<input type="checkbox"/>	1511221	BA A HAU	UI IDF CH()HARY	VE A [1
<input type="checkbox"/>	1511221	CH IK R SIN	B. VIN R S iH	JA ISF UFI
<input type="checkbox"/>	1511221	DE R. <UM	KI JM .M. DAL	PF IIL EV
<input type="checkbox"/>	1511222	HA IK 'OR	M ND PA ARORA	M J J R
<input type="checkbox"/>	1511222	KL EE SING	AI RE. VGI	LA VE KA
<input type="checkbox"/>	1511222	ML O. ID AI	M LI	ML IK TU
<input type="checkbox"/>	1511222	PF H. I KUP	VI LY AV	LA ID
<input type="checkbox"/>	1511222	R/ SI ANJI	B. N VJI	GE AI /I
<input type="checkbox"/>	1511222	R/ SI JMAI	BI A F I	SL AN DE
<input type="checkbox"/>	1511222	R/ SI JMAI	VI ES' R E RMA	M J C 1
<input type="checkbox"/>	1511222	S/ IN MAR	VI VUI / M. O	PF IIL EV
<input type="checkbox"/>	1511222	T/ U MAR	R. UI R Y. V	M .D

Save

Notes:

- 1# Subject selection is only required for Semesters having Elective Subjects or Semester Group.
- 2# One Student cannot be selected in more than one subject selections.
- 3# You need to lock your subject selections before last date.
- 4# College Controller can unlock subject selections till last date.

4. You will be able to see two sections on this page, SECTION-A and SECTION-B. SECTION-A contains the list of Subjects. Select Valid Subjects from SECTION-A. SECTION-B contains the list of Students. Select Students for selected subjects from SECTION-B and click on the button "Save".

SELECT ELECTIVE SUBJECT OR SEMESTER GROUP

Your subject selection saved successfully.

*Select Exam Session: MAY2016
 *Select Branch: 1123-Mechanical Engineerir
 *Select Batch: 2015
 *Select Semester: 2nd
 *Select Group: Physics Group

Section A - SUBJECTS

Subject Code	Paper Id	Subject Title / Remarks	T/P	
<input checked="" type="checkbox"/>	BTAM102	A1111	Engineering Mathematics-II	Theory
<input checked="" type="checkbox"/>	BTEE101	A1104	Basic Electrical and Electronics Engineering (Physics Group)	Theory
<input checked="" type="checkbox"/>	BTHU101	A1103	Communicative English (Physics Group)	Theory
<input checked="" type="checkbox"/>	BTPH101	A1102	Engineering Physics (Physics Group)	Theory
<input checked="" type="checkbox"/>	HVPE101	A1105	Human Value & Professional Ethics (Physics Group)	Theory
<input checked="" type="checkbox"/>	BTEE102		Basic Electrical and Electronics Engineering Laboratory (Physics Group)	Practical
<input checked="" type="checkbox"/>	BTHU102		Communicative English Laboratory (Physics Group)	Practical
<input checked="" type="checkbox"/>	BTMP101		Manufacturing Practice (Physics Group)	Practical
<input checked="" type="checkbox"/>	BTPH102		Engineering Physics Laboratory (Physics Group)	Practical
<input checked="" type="checkbox"/>	GF-2		General Fitness	Practical

5. Selected Student will be displayed with selected subjects as show below. Click the button "Lock", to confirm the subject selection.

MANAGE SUBJECT SELECTION (ELECTIVE OR SEMESTER GROUP)

New Subject Selection

Sr.No#	Branch Code	Batch	Semester	Subjects	Roll Numbers	Students	Action
1	1123	2015	1st	BTAM101, BTCH101, BTCH102, BTCS101, BTCS102, BTME101, BTME102, BTME103, EVSC101,	1511; 1, 1511, 3, 15112, . 1511; . 1511; . 15112, 1511; 1, 1511, 1, 15112, . 1511; . 1511; . 15112, 1511; 1, 1511, 7, 15112, .	15	Edit
2	1123	2015	2nd	BTAM102, BTEE101, BTEE102, BTHU101, BTHU102, BTMP101, BTPH101, BTPH102, GF- 2, HVPE101,	1511; 1, 1511, 3, 15112, . 1511; . 1511; . 15112, 1511; 1, 1511, 1, 15112, . 1511; . 1511; . 15112, 1511; 1, 1511, 7, 15112, .	15	Edit

NOTE: You are requested to cross check Subject selection of each student before confirming. Once confirmed, you will not be able to unlock

NOTES:

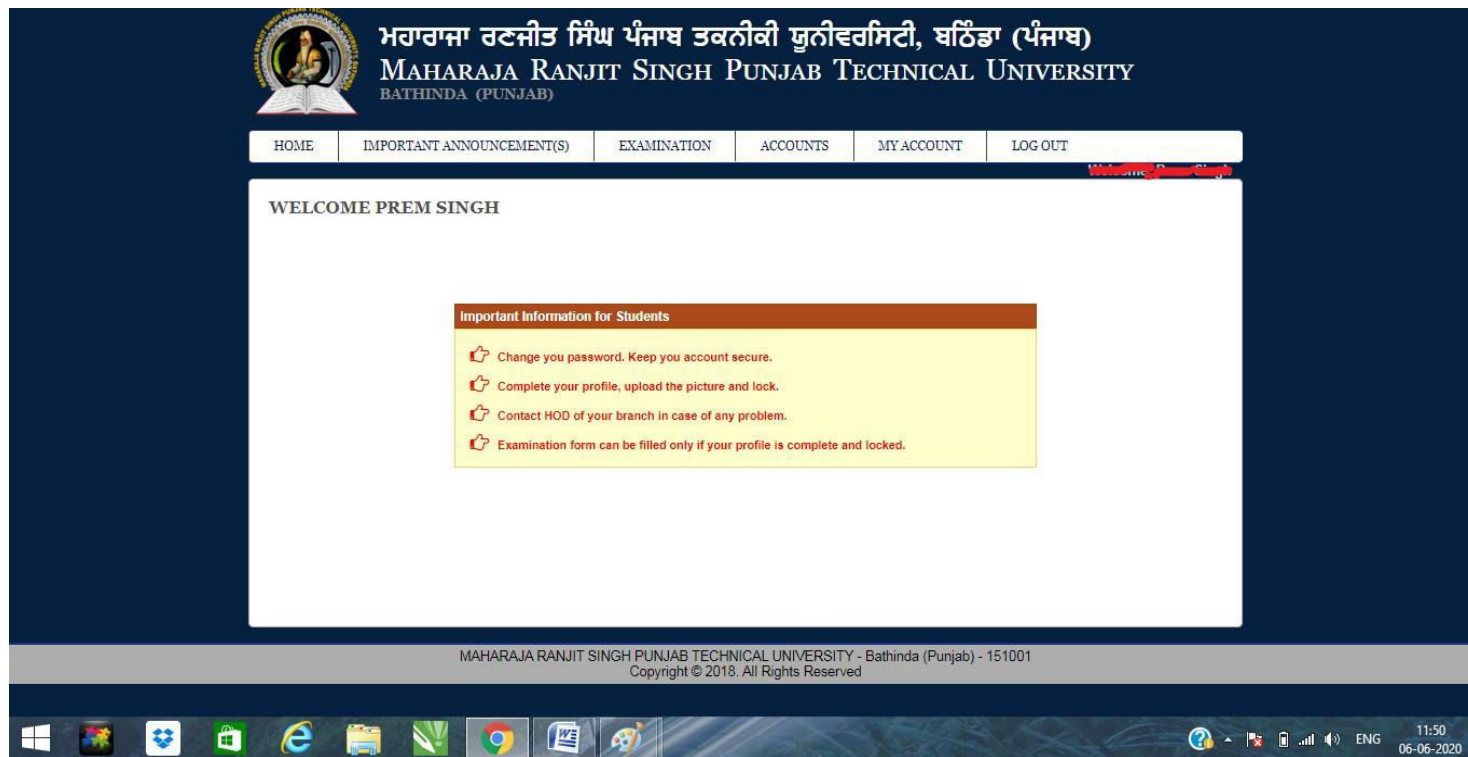
- *Only HOD of the branch, can do subject selection of eligible students.*
- *There are two steps for subject selection.*
 - *Select Subject from SECTION-A and.*
 - *Select Student from SECTION-B and Save.*
- *Once a record is marked as confirmed by HOD, nobody will be able to unlock that record.*
- *In case of any problem with the semester upgradation, subject selection & Group selection send us email at supportexam@mrsstuexam.com.*

(Note: Please mention College Code, Student Roll Number and Faculty User Id, regarding which you are facing problem. This will help us to provide better support services to you.)

STEPS FOR FORM FILLING BY STUDENTS

For Affiliated Colleges Only

- Open website www.mrsstuexam.com and login in Student id.



The screenshot displays the website of Maharaja Ranjit Singh Punjab Technical University. The header includes the university's name in both Gurmukhi and English, along with its location in Bathinda, Punjab. A navigation menu contains links for HOME, IMPORTANT ANNOUNCEMENT(S), EXAMINATION, ACCOUNTS, MY ACCOUNT, and LOG OUT. The main content area shows a personalized welcome message for 'PREM SINGH'. Below this, a yellow box titled 'Important Information for Students' lists four key instructions: change password for security, complete the profile with a picture, contact the HOD for any issues, and note that the examination form can only be filled once the profile is complete and locked. The footer provides the university's address and copyright information. The Windows taskbar at the bottom shows the system tray with the date 06-06-2020 and time 11:50.

- On the header menu, move your mouse pointer to Examination.

The screenshot displays the website of Maharaaja Ranjit Singh Punjab Technical University, Bathinda (Punjab). The header features the university's logo and name in both Hindi and English. A navigation menu includes 'HOME', 'IMPORTANT ANNOUNCEMENT(S)', 'UPDATE STUDENT INFO', 'EXAMINATION', 'ACCOUNTS', and 'MY ACCOUNT'. The 'EXAMINATION' menu is open, showing options: 'View Request History', 'View Result', 'Exam Link', 'Regular', 'Reappear', 'AdmitCard', 'Document Request', 'Issued Documents', and 'View Request History'. A 'WELCOME AMAN KUMAR' message is visible. A yellow box contains 'Important Information for Students' with four red-handled icons and text: 'Change you password. Keep you account secure.', 'Complete your profile, upload the picture and lock.', 'Contact HOD of your branch in case of any problem.', and 'Examination form can be filled only if your profile is complete and locked.' The browser address bar shows 'https://www.mrsstueexam.com/Student/Default.aspx' and the system tray shows 'ENG IN 10:09 AM 06-12-2021'.

- Click on Regular exam

The screenshot shows the student portal for Maharaja Ranjit Singh Punjab Technical University. The user is logged in as Aman Kumar. The 'EXAMINATION' menu is open, and the 'Regular' option is highlighted. A yellow box contains important information for students, including instructions to change passwords, complete profiles, and contact HODs. The system clock shows 10:11 AM on 06-12-2021.

MAHARAJA RANJIT SINGH PUNJAB TECHNICAL UNIVERSITY
BATHINDA (PUNJAB)

HOME IMPORTANT ANNOUNCEMENT(S) UPDATE STUDENT INFO **EXAMINATION** ACCOUNTS MY ACCOUNT

View Request History
View Result
Exam Link
Regular
Reappear
AdmitCard
Document Request
Issued Documents
View Request History

WELCOME AMAN KUMAR


Important Information for Students

- Change you password. Keep you account secure.
- Complete your profile, upload the picture and lock.
- Contact HOD of your branch in case of any problem.
- Examination form can be filled only if your profile is complete and locked.

https://www.mrsstueexam.com/Student/Regular.aspx

ENG 10:11 AM
IN 06-12-2021

- Click on save exam form.



ਮਹਾਰਾਜਾ ਰਣਜੀਤ ਸਿੰਘ ਪੰਜਾਬ ਤਕਨੀਕੀ ਯੂਨੀਵਰਸਿਟੀ, ਬਠਿੰਡਾ (ਪੰਜਾਬ)
MAHARAJA RANJIT SINGH PUNJAB TECHNICAL UNIVERSITY
 BATHINDA (PUNJAB)

HOME
IMPORTANT ANNOUNCEMENT(S)
EXAMINATION
ACCOUNTS
MY ACCOUNT
LOG OUT

Welcome

REGULAR EXAM FORM

Examination Session: May2020

Student Information -

Branch	Architecture
Roll No / Name	[REDACTED]
Father's / Mother's Name	[REDACTED]
Mobile / Email / Batch	[REDACTED]

(Section-A)
Click on CheckBox to select the Subjects in which you want to appear in Exam.

Select your current semester.

Semester: 10th

<input type="checkbox"/>	Subject Code	Paper Id	Subject Title / Remarks	T/P
<input type="checkbox"/>	BACH1002	10120102	BACH1002 - 10120102 - Construction Management -I	Theory
<input type="checkbox"/>	BACH1003	10120103	BACH1003 - 10120103 - Professional Practice -I	Theory
<input type="checkbox"/>	BACH1004	10120104	BACH1004 - 10120104 - Disaster Management -I	Theory
<input type="checkbox"/>	BACH1001	10120101	BACH1001 - 10120101 - Architectural Design - IX (Thesis - Project)	

ADD

(Section-B)
Selected Subjects to appear in Examination

Subject Code	Paper Id	Subject Title / Remarks	T/P	Internal	External
BACH1001	10120101	Architectural Design - IX (Thesis - Project)		Yes	Yes
BACH1002	10120102	Construction Management -I	Theory	Yes	Yes
BACH1003	10120103	Professional Practice -I	Theory	Yes	Yes
BACH1004	10120104	Disaster Management -I	Theory	Yes	Yes

Save Exam Form
Online Payment

1. Please fill the form carefully.
 2. Once the form is filled, payment made and form is locked, correction shall be allowed only after payment of the correction fees of Rs. 700/-
 3. Print and Download pdf button will be shown only when you lock all subject(s) in Section B.

MAHARAJA RANJIT SINGH PUNJAB TECHNICAL UNIVERSITY - Bathinda (Punjab) - 151001
 Copyright © 2018. All Rights Reserved

- Click On Online Payment and showing payment.

(Section-A)
Click on CheckBox to select the Subjects in which you want to appear in Exam.

Select your current semester.

Semester: 10th

Subject Code	Paper Id	Subject Title / Remarks	T/P
<input type="checkbox"/> BACH1002	10120102	BACH1002 - 10120102 - Construction Management -I	Theory
<input type="checkbox"/> BACH1003	10120103	BA	Theory
<input type="checkbox"/> BACH1004	10120104	BA	Theory
<input type="checkbox"/> BACH1001	10120101	BA	

Please check all the details in the examination form before making the payment.

OK Cancel

(Section-B)
Selected Subjects to appear in Examination


Subject Code	Paper Id	Subject Title / Remarks	T/P	Internal	External
BACH1001	10120101	Architectural Design – IX (Thesis – Project)		Yes	Yes
BACH1002	10120102	Construction Management –I	Theory	Yes	Yes
BACH1003	10120103	Professional Practice –I	Theory	Yes	Yes
BACH1004	10120104	Disaster Management –I	Theory	Yes	Yes

Save Exam Form Online Payment

1. Please fill the form carefully.
2. Once the form is filled, payment made and form is locked, correction shall be allowed only after payment of the correction fees of Rs. 700/-
3. Print and Download pdf button will be shown only when you lock all subject(s) in Section B.

MAHARAJA RANJIT SINGH PUNJAB TECHNICAL UNIVERSITY - Bathinda (Punjab) - 151001
Copyright © 2018. All Rights Reserved

- Click on ok Button and view payment receipt.



ਮਹਾਰਾਜਾ ਰਣਜੀਤ ਸਿੰਘ ਪੰਜਾਬ ਤਕਨੀਕੀ ਯੂਨੀਵਰਸਿਟੀ, ਬਠਿੰਡਾ (ਪੰਜਾਬ)
MAHARAJA RANJIT SINGH PUNJAB TECHNICAL UNIVERSITY
BATHINDA (PUNJAB)

HOME IMPORTANT ANNOUNCEMENT(S) EXAMINATION ACCOUNTS MY ACCOUNT LOG OUT

Welcome: [REDACTED]

PAYMENT RECEIPT VIEW - 2014800016

Student Name	[REDACTED]
Roll Number	[REDACTED]
Branch	Bachelor of Architecture
Batch	Aug 2015
Session	EVEN

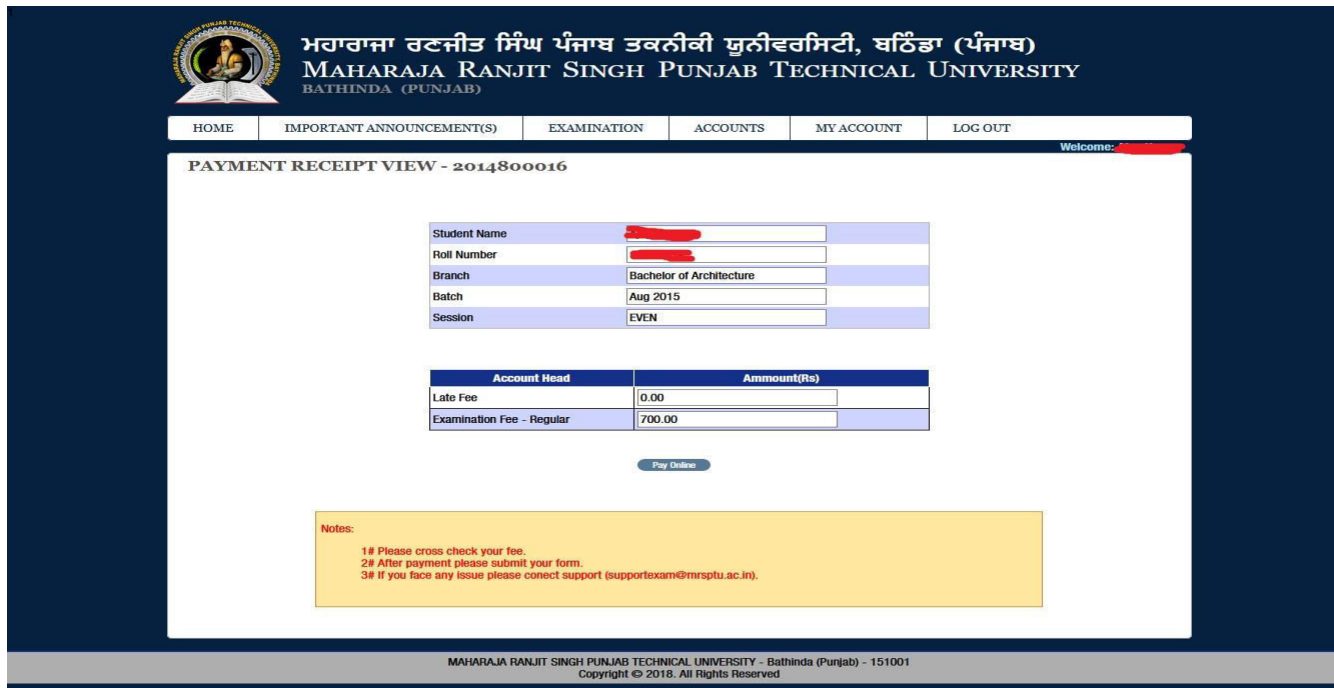
Account Head	Amount(Rs)
Late Fee	0.00
Examination Fee - Regular	700.00

[Pay Online](#)

Notes:
1# Please cross check your fee.
2# After payment please submit your form.
3# If you face any issue please connect support (supportexam@mrsptu.ac.in).

MAHARAJA RANJIT SINGH PUNJAB TECHNICAL UNIVERSITY - Bathinda (Punjab) - 151001
Copyright © 2018. All Rights Reserved

- Click on Pay Online.



The screenshot displays the website of Maharaaja Ranjit Singh Punjab Technical University. At the top left is the university's logo. The header text reads: "ਮਹਾਰਾਜਾ ਰਣਜੀਤ ਸਿੰਘ ਪੰਜਾਬ ਤਕਨੀਕੀ ਯੂਨੀਵਰਸਿਟੀ, ਬਠਿੰਡਾ (ਪੰਜਾਬ) MAHARAJA RANJIT SINGH PUNJAB TECHNICAL UNIVERSITY BATHINDA (PUNJAB)". A navigation menu includes: HOME, IMPORTANT ANNOUNCEMENT(S), EXAMINATION, ACCOUNTS, MY ACCOUNT, and LOG OUT. A "Welcome:" message is partially visible. The main content area is titled "PAYMENT RECEIPT VIEW - 2014800016". It contains a form with the following fields: Student Name (redacted), Roll Number (redacted), Branch (Bachelor of Architecture), Batch (Aug 2015), and Session (EVEN). Below this is a table of account heads and amounts:

Account Head	Amount(Rs)
Late Fee	0.00
Examination Fee - Regular	700.00

A "Pay Online" button is located below the table. A yellow box contains the following notes:

Notes:
1# Please cross check your fee.
2# After payment please submit your form.
3# If you face any issue please connect support (supportexam@mrsptu.ac.in).

At the bottom of the page, the footer text reads: "MAHARAJA RANJIT SINGH PUNJAB TECHNICAL UNIVERSITY - Bathinda (Punjab) - 151001 Copyright © 2018. All Rights Reserved".

- Fill the correct detail and click confirm & Submit button.

The screenshot shows a web browser window displaying the website of Maharaaja Ranjit Singh Punjab Technical University. The browser's address bar shows the URL: 192.168.55.230/Student/PayNow.aspx?rid=iBuAcmDQ3xM%3d&FID=2. The website header includes the university's logo and name in both Hindi and English. Below the header is a navigation menu with links for HOME, IMPORTANT ANNOUNCEMENT(S), EXAMINATION, ACCOUNTS, MY ACCOUNT, and LOG OUT. A user greeting 'Welcome: Guneet Singh Bedi' is visible. The main content area is titled 'ONLINE PAYMENT' and contains a form with the following fields:

Roll Number	1311001
Name	Guneet Singh Bedi
Email	<input type="text"/>
MobileNo	<input type="text"/>
Receipt/Challan Number	MXR-2011000011
Amount	₹.00

Below the form are two buttons: 'Confirm & Submit' and 'Cancel'. The Windows taskbar at the bottom shows the system tray with the date and time: 01:21 PM, 03-06-2020.

- Fill Correct Bank Detail and click “Pay”.

The screenshot shows a web browser window with the eazypay ICICI Bank interface. The browser tabs include 'Inbox (22) - bricweb@gmail...', 'Inbox (3,602) - mandeep_tes@', 'Freelance Jobs - Upwork', and 'eazypay | Search, View and Pay you'. The address bar shows the URL: https://eazypay.icicibank.com/EazyPG?merchantid=325519&mandatory_fields=RDQpLuyUniFv2oGOALXqCZQ7+HVH56/ImGHMZU1155aMLeQx+A54yKM. The page header features the eazypay logo and the merchant name: **Merchant : MAHARAJA RANJIT SINGH PUNJAB TEHCHICAL UNIVERSITY BATHINDA**, with a timestamp of 08/12/2021 11:12:297.

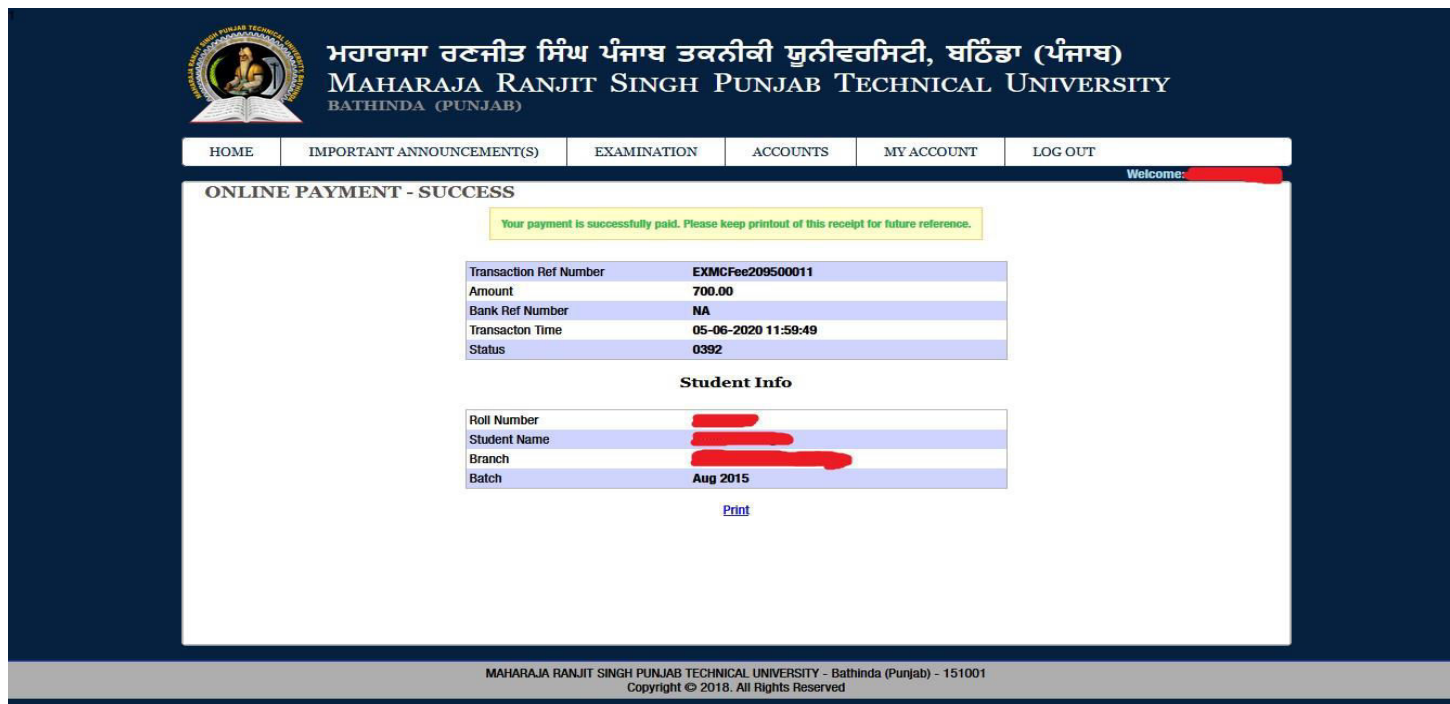
The main content area is titled **Payment Mode** and contains a sidebar with options: RTGS / NEFT, Net Banking, Debit Card, Credit Card, and UPI. The central table displays transaction details:

Transaction ID	211206110257191
Amount	Rs. 1.00
Convenience Fee	Rs. 0.00
GST	Rs. 0.00
Total Bill Amount	Rs. 1.00

Below the table, there are input fields for **Mobile No** (Optional), **Email ID** (Optional), and **Payer Name** (Optional). A red asterisk note states: ***Please provide the mobile number for transaction communication & viewing transaction history.** Below this, there are radio buttons for **ICICI Bank (Retail)** (selected) and **Other Bank**. At the bottom of the form are two buttons: **Proceed Now** and **Cancel**.

The footer of the page includes the text 'Brought to you by ICICI Bank' and the ICICI Bank logo. The Windows taskbar at the bottom shows the search bar, system tray with temperature (21°C), and date/time (11:19 AM 12/6/2021).

- After payment, view showing message “payment is successfully paid”.



The screenshot displays the online payment success page for Maharaja Ranjit Singh Punjab Technical University. The page features a dark blue header with the university's logo and name in both Gurmukhi and English. Below the header is a navigation menu with links for HOME, IMPORTANT ANNOUNCEMENT(S), EXAMINATION, ACCOUNTS, MY ACCOUNT, and LOG OUT. A welcome message is visible on the right side of the header. The main content area is titled "ONLINE PAYMENT - SUCCESS" and contains a green message box stating "Your payment is successfully paid. Please keep printout of this receipt for future reference." Below this message is a table with transaction details, followed by a section for student information. A "Print" link is located at the bottom of the student information section. The footer of the page contains the university's name and contact information, along with a copyright notice for 2018.

ਮਹਾਰਾਜਾ ਰਣਜੀਤ ਸਿੰਘ ਪੰਜਾਬ ਤਕਨੀਕੀ ਯੂਨੀਵਰਸਿਟੀ, ਬਠਿੰਡਾ (ਪੰਜਾਬ)
MAHARAJA RANJIT SINGH PUNJAB TECHNICAL UNIVERSITY
BATHINDA (PUNJAB)

HOME | IMPORTANT ANNOUNCEMENT(S) | EXAMINATION | ACCOUNTS | MY ACCOUNT | LOG OUT

Welcome: [REDACTED]

ONLINE PAYMENT - SUCCESS

Your payment is successfully paid. Please keep printout of this receipt for future reference.

Transaction Ref Number	EXMCFee209500011
Amount	700.00
Bank Ref Number	NA
Transaction Time	05-06-2020 11:59:49
Status	0392

Student Info

Roll Number	[REDACTED]
Student Name	[REDACTED]
Branch	[REDACTED]
Batch	Aug 2015

[Print](#)

MAHARAJA RANJIT SINGH PUNJAB TECHNICAL UNIVERSITY - Bathinda (Punjab) - 151001
Copyright © 2018. All Rights Reserved

Case. 1 If the payment is a success then the form shall got locked and student can take a print out.

- Print Examination form.

ਮਹਾਰਾਜਾ ਰਣਜੀਤ ਸਿੰਘ ਪੰਜਾਬ ਤਕਨੀਕੀ ਯੂਨੀਵਰਸਿਟੀ, ਬਠਿੰਡਾ (ਪੰਜਾਬ)
MAHARAJA RANJIT SINGH PUNJAB TECHNICAL UNIVERSITY
 BATHINDA (PUNJAB)

HOME IMPORTANT ANNOUNCEMENT(S) EXAMINATION ACCOUNTS MY ACCOUNT LOG OUT Welcome:

REGULAR EXAM FORM

Examination Session: May2020

Student Information -

Branch	Architecture
Roll No / Name	XXXXXXXXXX
Father's / Mother's Name	XXXXXXXXXX
Mobile / Email / Batch	XXXXXXXXXX

(Section-A)
 Click on CheckBox to select the Subjects in which you want to appear in Exam.

Select your current semester.

Semester

Subject Code	Paper Id	Subject Title / Remarks	T/P
BARC1642	120134	BARC1642 - 120134 - Building Construction-VI	Theory
BARC1643	120135	BARC1643 - 120135 - Building Sciences & Technology-VI	Theory
BARC1644	120136	BARC1644 - 120136 - Interior Design	Theory
BARC1645	120137	BARC1645 - 120137 - Estimating & Costing	Theory
BARC1646	120138	BARC1646 - 120138 - Design Philosophies-III	Theory
BARC1647	120139	BARC1647 - 120139 - Architectural Legislation	Theory
BARC1641	120133	BARC1641 - 120133 - Architectural Design-VI	

(Section-B)
 Selected Subjects to appear in Examination

Subject Code	Paper Id	Subject Title / Remarks	T/P	Internal	External
BARC1641	120133	Architectural Design-VI		Yes	Yes
BARC1642	120134	Building Construction-VI	Theory	Yes	Yes
BARC1643	120135	Building Sciences & Technology-VI	Theory	Yes	Yes
BARC1644	120136	Interior Design	Theory	Yes	Yes
BARC1645	120137	Estimating & Costing	Theory	Yes	Yes
BARC1646	120138	Design Philosophies-III	Theory	Yes	Yes
BARC1647	120139	Architectural Legislation	Theory	Yes	Yes

[Print Exam Form](#)

1. Please fill the form carefully.
 2. Once the form is filled, payment made and form is locked, correction shall be allowed only after payment of the correction fees of Rs. 700/-
 3. Print and Download pdf button will be shown only when you lock all subject(s) in Section B.

MAHARAJA RANJIT SINGH PUNJAB TECHNICAL UNIVERSITY - Bathinda (Punjab) - 151001
 Copyright © 2018. All Rights Reserved

Case. 2 If the payment is deducted from the student and the form does not get locked the student shall wait for 24 hours. He shall login again and click to Payment History.

- Click to view payment history.

The screenshot displays the student portal for Maharaaja Ranjit Singh Punjab Technical University. The header includes the university's name in both Gurmukhi and English, along with its location in Bathinda, Punjab. The navigation bar contains links for HOME, IMPORTANT ANNOUNCEMENT(S), UPDATE STUDENT INFO, EXAMINATION, ACCOUNTS, and MY ACCOUNT. The EXAMINATION menu is open, showing options like View Payment History, View Result, Exam Link, Regular, Reappear, AdmitCard, Document Request, Issued Documents, and View Request History. The 'View Payment History' option is highlighted in blue. Below the navigation, a welcome message reads 'WELCOME ADITYA MAHESHWARI'. A yellow box titled 'Important Information for Students' contains four red-handled icons and text: 'Change you password. Keep you account secure.', 'Complete your profile, upload the picture and lock.', 'Contact HOD of your branch in case of any problem.', and 'Examination form can be filled only if your profile is complete and locked.'

- Click to verify the fees.



ਮਹਾਰਾਜਾ ਰਣਜੀਤ ਸਿੰਘ ਪੰਜਾਬ ਤਕਨੀਕੀ ਯੂਨੀਵਰਸਿਟੀ, ਬਠਿੰਡਾ (ਪੰਜਾਬ)
MAHARAJA RANJIT SINGH PUNJAB TECHNICAL UNIVERSITY
 BATHINDA (PUNJAB)

HOME | IMPORTANT ANNOUNCEMENT(S) | UPDATE STUDENT INFO | EXAMINATION | ACCOUNTS | MY ACCOUNT

FEE'S STATUS

Exam Session	Fee Type	Payment Ref. N.o	Amount	Fee Status Check
June 2021	Service	17102-02070	170000	Click here to verify fee status
June 2021	Service	17102-02071	170000	Click here to verify fee status
June 2021	Service	17102-02072	170000	Click here to verify fee status
June 2021	Service	17102-02073	170000	Click here to verify fee status
June 2021	Service	17102-02074	170000	Click here to verify fee status
June 2021	Service	17102-02075	170000	Click here to verify fee status
June 2021	Service	17102-02076	170000	Click here to verify fee status
June 2021	Service	17102-02077	170000	Click here to verify fee status

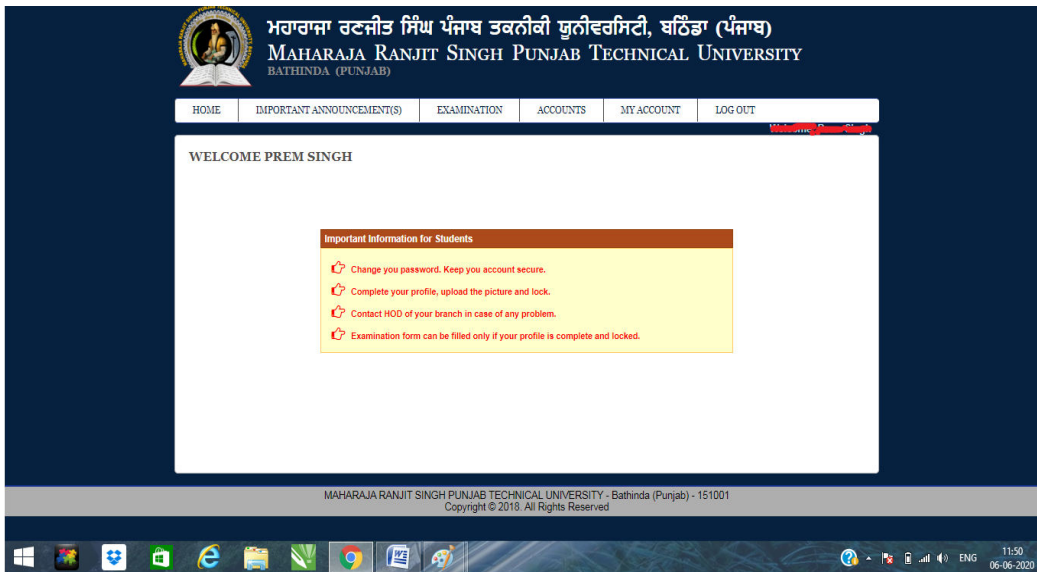
MAHARAJA RANJIT SINGH PUNJAB TECHNICAL UNIVERSITY - Bathinda (Punjab) - 151001
 Copyright © 2018. All Rights Reserved

- **NOTES:**
- Student's profile should be locked to generate Examination form.
- Elective Subject or Subject from Semester Groups will only be listed in Admit card/Exam Form if subject has been selected in Subject Selection Module by HOD for that particular student.
- **Regular Examination Form**
- Important Instructions.
- . Please fill the form carefully.
- . Once the form is filled, payment made and form is locked, correction shall be allowed only after payment of the correction fees of Rs. 700/-
- **Reappear Examination Form**
- Important Instructions.
- . Please fill the form carefully.
- .The student can mail the request at supportexam@mrsptu.ac.in and the required correction shall be done after completing the necessary documentation as shall be directed in the mail..
- **Payment**
- . Please check all the details in the examination form (Regular or Reappear) before making the payment.
- In case of any problem with the Examination form, send us email at supportexam@mrsptu.ac.in.

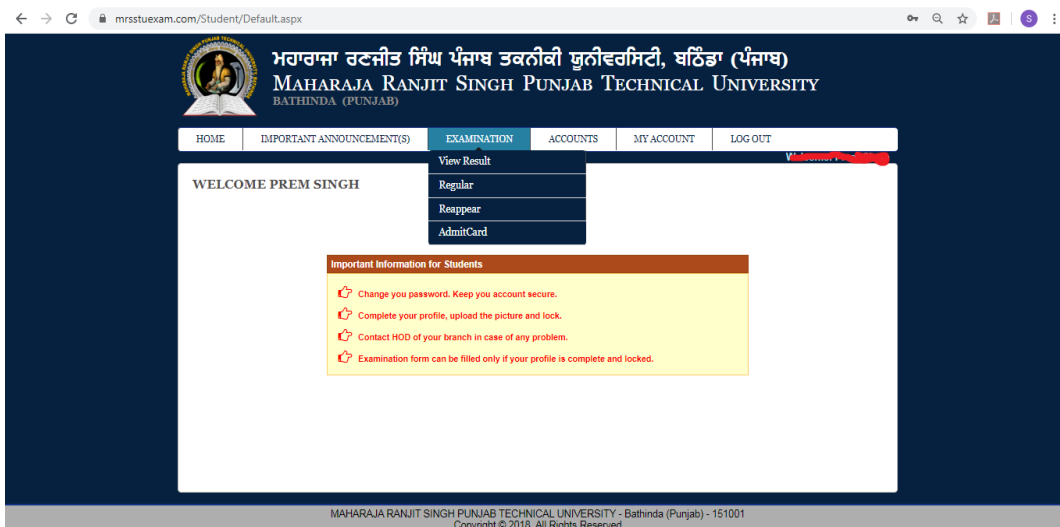
STEPS FOR FORM FILLING BY STUDENTS

(For Main campus and constituent colleges Regular exam form only)

1. Open website www.mrsstueexam.com and login in Student id.



2. On the header menu, move your mouse pointer to Examination.



3. Click on Regular exam form.

MAHARAJA RANJIT SINGH PUNJAB TECHNICAL UNIVERSITY - Bathinda (Punjab) - 151001
Copyright © 2018. All Rights Reserved

4. Click on save exam form.

REGULAR EXAM FORM

Examination Session: May2020

Student Information -

Branch	Architecture
Roll No / Name	[REDACTED]
Father's / Mother's Name	[REDACTED]
Mobile / Email / Batch	[REDACTED]

(Section-A)
Click on Check-Box to select the Subjects in which you want to appear in Exam.
Select your current semester.

Subject Code	Paper Id	Subject Title / Remarks	T/P
<input type="checkbox"/>	BARC1642 - 120134	BARC1642 - 120134 - Building Construction-VI	Theory
<input type="checkbox"/>	BARC1643 - 120135	BARC1643 - 120135 - Building Sciences & Technology-VI	Theory
<input type="checkbox"/>	BARC1644 - 120136	BARC1644 - 120136 - Interior Design	Theory
<input type="checkbox"/>	BARC1645 - 120137	BARC1645 - 120137 - Estimating & Costing	Theory
<input type="checkbox"/>	BARC1646 - 120138	BARC1646 - 120138 - Design Philosophies-III	Theory
<input type="checkbox"/>	BARC1647 - 120139	BARC1647 - 120139 - Architectural Legislation	Theory
<input type="checkbox"/>	BARC1641 - 120133	BARC1641 - 120133 - Architectural Design-VI	

(Section-B)
Selected Subjects to appear in Examination

Subject Code	Paper Id	Subject Title / Remarks	T/P	Internal	External
BARC1641	120133	Architectural Design-VI		Yes	Yes
BARC1642	120134	Building Construction-VI	Theory	Yes	Yes
BARC1643	120135	Building Sciences & Technology-VI	Theory	Yes	Yes
BARC1644	120136	Interior Design	Theory	Yes	Yes
BARC1645	120137	Estimating & Costing	Theory	Yes	Yes
BARC1646	120138	Design Philosophies-III	Theory	Yes	Yes
BARC1647	120139	Architectural Legislation	Theory	Yes	Yes

1. Please fill the form carefully.
2. Once the form is filled, payment made and form is locked, correction shall be allowed only after payment of the correction fees of Rs. 700/-
3. Print and Download pdf button will be shown only when you lock all subject(s) in Section B.

MAHARAJA RANJIT SINGH PUNJAB TECHNICAL UNIVERSITY - Bathinda (Punjab) - 151001
Copyright © 2018. All Rights Reserved

5. Click on lock exam form.


<input type="checkbox"/>	BARC1643	120135	BARC1643 - 120135 - Building Sciences & Technology-VI	Theory
<input type="checkbox"/>	BARC1644	120136	BARC1644 - 120136 - Interior Design	Theory
<input type="checkbox"/>	BARC1645	120137	BARC1645 - 120137 - Estimating & Costing	Theory
<input type="checkbox"/>	BARC1646	120138	BARC1646 - 120138 - Design Philosophies-III	Theory
<input type="checkbox"/>	BARC1647	120139	BARC1647 - 120139 - Architectural Legislation	Theory
<input type="checkbox"/>	BARC1641	120133	BARC1641 - 120133 - Architectural Design-VI	

Are you sure you want to lock this Exam form?

(Section-B)
Selected Subjects to appear in Examination

Subject Code	Paper Id		T/P	Internal	External
BARC1641	120133	Architectural Design-VI		Yes	Yes
BARC1642	120134	Building Construction-VI	Theory	Yes	Yes
BARC1643	120135	Building Sciences & Technology-VI	Theory	Yes	Yes
BARC1644	120136	Interior Design	Theory	Yes	Yes
BARC1645	120137	Estimating & Costing	Theory	Yes	Yes
BARC1646	120138	Design Philosophies-III	Theory	Yes	Yes
BARC1647	120139	Architectural Legislation	Theory	Yes	Yes

6. Click on print exam form.



ਮਹਾਰਾਜਾ ਰਣਜੀਤ ਸਿੰਘ ਪੰਜਾਬ ਤਕਨੀਕੀ ਯੂਨੀਵਰਸਿਟੀ, ਬਠਿੰਡਾ (ਪੰਜਾਬ)
MAHARAJA RANJIT SINGH PUNJAB TECHNICAL UNIVERSITY
 BATHINDA (PUNJAB)

HOME
IMPORTANT ANNOUNCEMENTS(S)
EXAMINATION
ACCOUNTS
MY ACCOUNT
LOG OUT

Welcome: XXXXXXXXXX

REGULAR EXAM FORM

Examination Session: May2020

Student Information -

Branch	Architecture
Roll No / Name	XXXXXXXXXX
Father's / Mother's Name	XXXXXXXXXX
Mobile / Email / Batch	XXXXXXXXXX

(Section-A)
Click on CheckBox to select the Subjects in which you want to appear in Exam.

Select your current semester.

Semester: 6th

Subject Code	Paper Id	Subject Title / Remarks	T/P
BARC1642	120134	BARC1642 - 120134 - Building Construction-VI	Theory
BARC1643	120135	BARC1643 - 120135 - Building Sciences & Technology-VI	Theory
BARC1644	120136	BARC1644 - 120136 - Interior Design	Theory
BARC1645	120137	BARC1645 - 120137 - Estimating & Costing	Theory
BARC1646	120138	BARC1646 - 120138 - Design Philosophies-III	Theory
BARC1647	120139	BARC1647 - 120139 - Architectural Legislation	Theory
BARC1641	120133	BARC1641 - 120133 - Architectural Design-VI	

(Section-B)
Selected Subjects to appear in Examination

Subject Code	Paper Id	Subject Title / Remarks	T/P	Internal	External
BARC1641	120133	Architectural Design-VI		Yes	Yes
BARC1642	120134	Building Construction-VI	Theory	Yes	Yes
BARC1643	120135	Building Sciences & Technology-VI	Theory	Yes	Yes
BARC1644	120136	Interior Design	Theory	Yes	Yes
BARC1645	120137	Estimating & Costing	Theory	Yes	Yes
BARC1646	120138	Design Philosophies-III	Theory	Yes	Yes
BARC1647	120139	Architectural Legislation	Theory	Yes	Yes

1. Please fill the form carefully.
 2. Once the form is filled, payment made and form is locked, correction shall be allowed only after payment of the correction fees of Rs. 700/-
 3. Print and Download pdf button will be shown only when you lock all subject(s) in Section B.

MAHARAJA RANJIT SINGH PUNJAB TECHNICAL UNIVERSITY - Bathinda (Punjab) - 151001
 Copyright © 2018. All Rights Reserved

NOTES:

- *Student's profile should be locked to generate Examination form.*
- *Elective Subject or Subject from Semester Groups will only be listed in Admit card/Exam Form if subject has been selected in Subject Selection Module for that particular student.*
- *In case of any problem with the Examination form, send us email at supportexam@mrsstuexam.com.*